

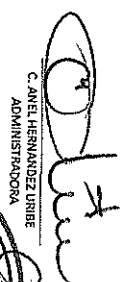

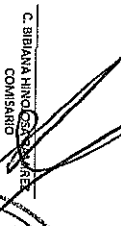



COMISION DE AGUA Y SANEAMIENTO DEL
MUNICIPIO DE AACUBA HIDALGO RFG: CAS14230736
ESTADO ANALITICO DE INGRESOS PRESUPUESTALES
AL 30 DE SEPTIEMBRE DE 2022

Numero	Nombre	Estimado	Aplicaciones	Reducciones	Modificado	Devengado	Recaudado	Por devengar	Por recaudar	Avance recaudación
4.3.1.1.1	ALCANTARILLADO	81,282.07	0.00	0.00	81,282.07	136,457.14	136,457.14	-55,175.07	0.00	167.88
4.3.2.1	USO DOMESTICO	3,787,640.36	0.00	0.00	3,787,640.36	4,052,569.61	4,052,569.61	-264,929.25	0.00	106.99
4.3.2.2	USO COMERCIAL	61,492.07	0.00	0.00	61,492.07	109,754.26	109,754.26	-48,262.19	0.00	178.49
4.3.2.3	USO INDUSTRIAL	122,300.59	0.00	0.00	122,300.59	69,338.64	69,338.64	52,961.95	0.00	56.70
4.3.2.4	INTRODUCCION DE TORNOS DE	27,292.14	0.00	0.00	27,292.14	58,729.57	58,729.57	-31,437.43	0.00	215.19
4.3.2.5	REZARGOS DE AGUA POTABLE	1,906,945.31	0.00	0.00	1,906,945.31	1,101,421.18	1,101,421.18	805,524.13	0.00	57.76
4.3.2.6	SERVICIOS ADMINISTRATIVOS	4,455.99	0.00	0.00	4,455.99	36,201.53	36,201.53	-31,745.54	0.00	812.42
4.3.2.7	RECONEXIONES	216,953.82	0.00	0.00	216,953.82	6,398.93	6,398.93	210,554.89	0.00	2.55
4.4	OTROS DERECHOS	0.00	0.00	0.00	0.00	9,098.22	9,098.22	-9,098.22	0.00	0.00
4.5.1.1.1	REZARGOS POR SERVICIOS DE	876,254.77	0.00	0.00	876,254.77	187,234.94	187,234.94	689,019.83	0.00	21.97
6.1	APROVECHAMIENTOS DE TIPO	0.00	0.00	0.00	0.00	1,279.92	1,279.92	-1,279.92	0.00	0.00
		7,084,617.12	0.00	0.00	7,084,617.12	5,768,483.94	5,768,483.94	1,316,133.18	0.00	81.43


 LC LUIS ESPINOZA
 DIRECTOR GENERAL



 C. ABEL HERNANDEZ URIBE
 ADMINISTRADORA



 C. BIBIANA HINOJOSA
 COMISARIO


2020 - 2022

2020 - 2024

2020 - 2024